



Standard Features:

- User Configurable for Single or Dual Input Operation
- Industry Standard Inputs: 4-20 mA, 1-5 VDC, and more (see back)
- Various Input Options Available (Current, Frequency, T/C, RTD, ACV, ACI, others)
- 2 Form 'C' Relay Contact Outputs
- Each Relay Contact has Individual Setpoint, Deadband and Delay Adjustment.
- Easy Field Calibration (Typ. calibration time < 2 min. using handheld meter only)
- Microprocessor Controlled for High Accuracy
- Two Wire Supply Option for Two Wire Transmitters
- Power: 117 VAC 50/60 Hz (Optional 24 VDC)
- High Noise Rejection
- CSA and NRTL Approved (LR 51078)

Function:

The UA-XD is a microprocessor controlled single or dual trip. It is easily field configurable to operate in a large number of different modes. Each relay contact output is individually configurable to the following modes of operation: High/Low Trip, Normally Energized / De-energized. Additionally, both relays can be made to operate from the same input to give two levels of alarm for a single input.

A delay feature allows a 0-60 sec. adjustable ON delay to be added to the trip function in order to screen out intermittent and erroneous alarms. If the delay function is activated, the input must be greater than the setpoint for the time specified by the delay before the relay will activate. There is also a combined ON and OFF delay function which, in addition to delaying the relay 'turn-on' time, delays the relay 'turn-off' time.

Calibration:

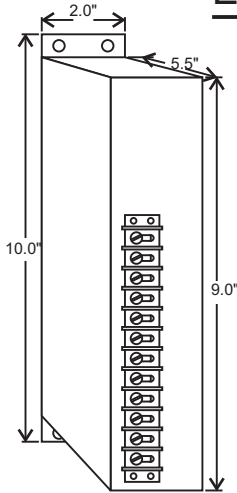
Each relay contact has three potentiometers that are used to adjust the setpoint, deadband and delay settings. The setpoint and deadband can be set anywhere from 0-100% of the input range. The delay is adjustable from 0-60 sec. A test point next to each potentiometer shows a voltage of 0-5 VDC for a setting of 0-100%.

Specifications:

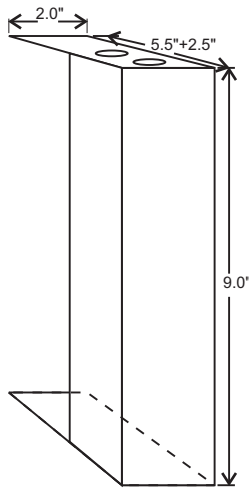
- Accuracy/Linearity: +/- 0.3% max., +/- 0.1% typ.
- Operating Temperature: -40 Deg.C. to +50 Deg.C.
- Temperature Effects: +/-0.5% max., +/-0.2% typ. (for 40 Deg.C. change)
- Contact Rating: 10A 1/8Hp @ 125VAC
6A 1/8Hp @ 277VAC

UA-XD

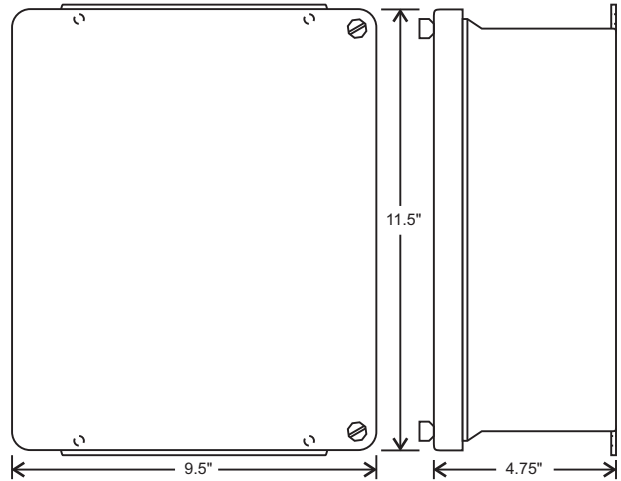
Enclosures & Dimensions:



Standard Metal Enclosure

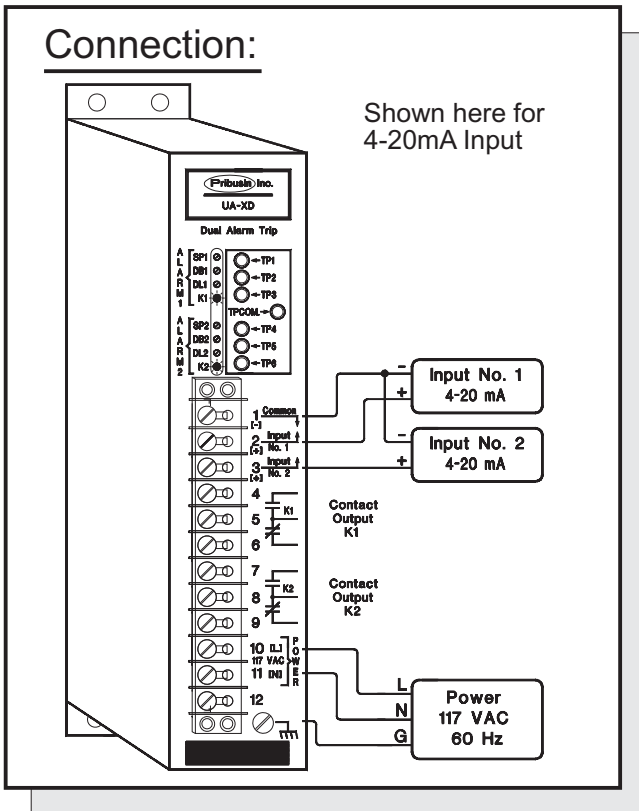


Conduit Cover Option
for Metal Enclosure



NEMA 4X Option

Connection:



Model Designation:

UA-XD

Input

- 1: 1-5 mA (Zin=1K Ohm)
- 2: 4-20 mA (Zin=250 Ohm)
- 3: 0-1mA (Zin=5K Ohm)
- 4: 10-50 mA (Zin=100 Ohm)
- 5: 1-5 VDC (Zin=1Meg Ohm)
- 6: 0-10 VDC (Zin=1Meg Ohm)
- 7: Special Input

Other Models

- TXX: Thermocouple (see UA-XD-TXX)
- TXX-DIF: Differential T/C (see UA-XD-TXX-DIFF)
- RTX: RTD Input (see UA-XD-RTX)
- FRX: Frequency (see UA-XD-FRX)

Example: Dual Alarm Trip with 4-20 mA Input in standard metal enclosure and 24VDC Power is designated by: UA-2D-A

If no options specified, unit is 117 VAC Power in metal enclosure

Options: (Add letters to end of Model Number)

- A - 24 VDC Prime Power
- B - 240 VAC Prime Power (not CSA approved)
- T - 200 mA Two Wire Supply (24 VDC unreg.)
- C - Conduit Cover for Metal Enclosure (see above)
- N - NEMA 4X enclosure (see above)

Manufactured By:

Pribusin Inc.

www.pribusin.com
info@pribusin.com

USA:

Pribusin Inc.
743 Marquette Ave
Muskegon, MI 49442
Ph: (231) 788-2900
Fx: (231) 788-2929



CANADA:

Pribusin Inc.
101 Freshway Dr. Unit 57
Concord, Ontario, L4K 1R9
Ph: (905) 660-5336
Fx: (905) 660-4068